

Macro Monthly

For global professional / qualified / institutional clients and investors and US individual investors.
For marketing purposes.

UBS Asset Management | Economic insights and asset class attractiveness

March 2023



Evan Brown
Head of Multi-Asset Strategy
Investment Solutions



Luke Kawa
Director
Investment Solutions

Time for Chinese growth to drive global markets

Highlights

- China's reopening is on track, and this remains a key tailwind for the global economy in 2023.
- Recent geopolitical tensions alongside strength in US activity, labor market, and inflation data early in 2023 have sparked a rally in the US dollar and weighed on China-sensitive assets.
- In our view, the next leg of the mini reacceleration in global activity will be driven by China.
- We prefer positions that are linked to China's rebounding economy, such as emerging market equities over developed market stocks, cyclical sectors like energy, and value stocks over growth.

The most important new tailwind for global growth in 2023 – a durable, comprehensive economic reopening in China – has been undermined in February amid a reemergence of geopolitical strife and a counter-trend rally in the US dollar. In our view, the pullback across many China-sensitive areas of financial markets marks consolidation on the heels of strong gains and is an opportunity to position for a renewed push higher.

Our belief is that President Xi Jinping will largely be able to achieve the policy goals he sets. Over the past few years, this meant maintaining zero-COVID-19 policies and addressing perceived excesses in the real estate and technology/internet platform sectors. Now, it means reestablishing a solid foundation for Chinese growth.

Our portfolios are positioned to benefit from a strong rebound in Chinese activity and resilience in developed market growth. We prefer emerging market equities – in particular, China – to US stocks; cyclical sectors, especially energy, vs. more defensive or acyclical segments of the market; and value stocks over growth.

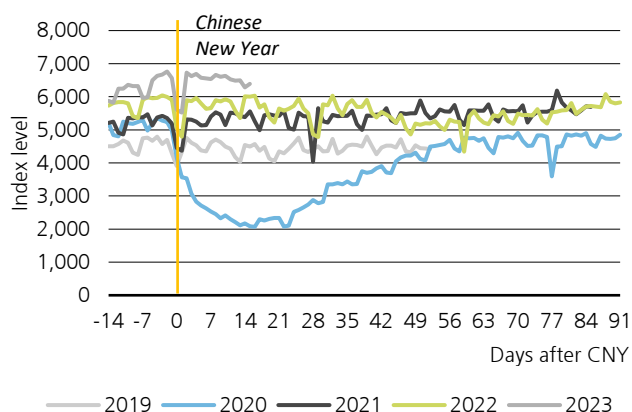
Recovery on track

China's pro-growth policy changes are bearing fruit. High-profile official economic data are likely to take some time to testify to the robustness of China's recovery, because of the lags involved. But more timely high-frequency data already suggest that a durable economic reopening is well underway.

Road traffic, as measured by congestion levels in China's 15 largest cities, is running at levels not seen since September 2021. Other measures of travel intensity within Chinese cities tell a similar story of enhanced mobility. The strength in demand has been

Exhibit 1: Chinese mobility off to a strong start in 2023

Travel intensity within a city (local movement intensity index)



Source: UBS-AM, UBS Evidence Lab, UBS IB estimates. Data as of February 6, 2023.

sufficient for Saudi Arabia to raise selling prices to Asia. In addition, Chinese refiners are also on pace to source about twice as much crude this March from the US Gulf Coast compared to the past few years. Refinery utilization rates, particularly for state-owned firms, have been picking up steam to meet this increased appetite. We believe it is only a matter of time until this sequential improvement in demand from both China and developed markets heading into the spring and summer produces more upside in oil prices as the seasonal slow period passes.

Chinese new home prices were steady in January, arresting a 16-month streak of monthly declines. The suite of policy measures designed to improve the supply side, and to a lesser extent, bolster demand, suggest that this important sector should find more stability in 2023 vs. 2022.

One lesson from developed market economies in 2021 is that markets may consistently underestimate the momentum generated by the reopening process. We think that mistake is

Exhibit 3: Earnings, multiples for Chinese equities have room to run higher



Source: UBS-AM, JPMorgan. Data as of February 27, 2023.

Exhibit 2: Chinese economic data exceeding expectations by more than US, world



Source: UBS-AM, Citi, Macrobond, Bloomberg. Data as of February 27, 2023.

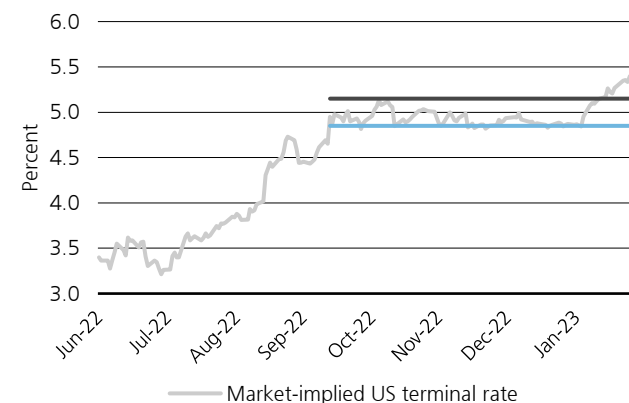
being made again with regards to China. 12-month forward earnings estimates for Chinese stocks are near levels that prevailed at their 2020 lows. So too are forward price-to-earnings ratios. We believe there is ample scope for Chinese equities to both post surprisingly strong earnings and to re-rate higher in line with emerging market stocks more broadly. In addition, multiples on very expensive US stocks should narrow towards EM equity valuations, amid high rates and earnings headed in the other direction.

We will continue to closely monitor a number of metrics including Chinese mobility (car, subway, and flight utilization), consumer spending, employment data, and oil imports to confirm that its economic rebound continues to gain traction.

Negative catalysts fading

In our view, the factors that interrupted the outperformance of Chinese equities – a resurgent US dollar and geopolitical concerns – will not have much more staying power. We came into the year with high conviction that calls for an

Exhibit 4: Higher expectations for the Fed's peak policy rate have helped the US dollar



Source: UBS-AM, Bloomberg, Macrobond, Morgan Stanley. Data as of February 27, 2023.

imminent US recession were far too pessimistic. Indeed, US activity and inflation data have started off the year surprisingly strong relative to consensus. This has caused the market's expectation for the Federal Reserve's terminal policy to break to the upside after being in a narrow four-month range around 5 percent. (See Exhibit 4). A higher expected terminal rate, along with an unwind of short positioning, has sparked a sharp surge in the US dollar in recent weeks. Dollar strength is typically a headwind to cyclical positions, and especially emerging market equities. This episode has been no exception.

However, even some of the more hawkish Federal Reserve officials who would have preferred to raise rates by 50 basis points in February are reluctant to revise their estimate for the eventual end point for the central bank's policy rate upwards as of now. We (and they) believe that the US economy is neither as sluggish as December's data made it out to be, nor in full-blown boom mode as some of the January figures would imply. The truth is probably somewhere in between. It is likely that US economic data still points to a solid expansion in February, but with a step-down in momentum.

Geopolitics have also played a key role in fueling risk aversion for Chinese stocks. The MSCI China Index erased all of its multiple expansion from January after news regarding the entrance of a Chinese spy balloon over US territory. As that issue subsided somewhat, concerns over China's potential military support for Russia emerged.

In our view, some statements made by US officials are more noise than signal, aiming to deter China from providing military aid to Russia and diminish China's attempt to position itself as an independent arbiter of a peace process to resolve the war instigated by its ally. Importantly, dialogue between the US and China remains open, with plans for US President Joe Biden and Xi to speak "in the not too distant future,"

according to the US National Security Advisor. As mentioned, we have received many signals that Chinese policy has shifted towards prioritizing economic growth. We do not think President Xi plans on compromising that goal by drawing the ire of the US and Europe alike by providing weapons to Russia. Such a course of action would likely see the US and Europe enact crippling sanctions that, in our view, would undo the economic progress China has made to date.

Asset allocation

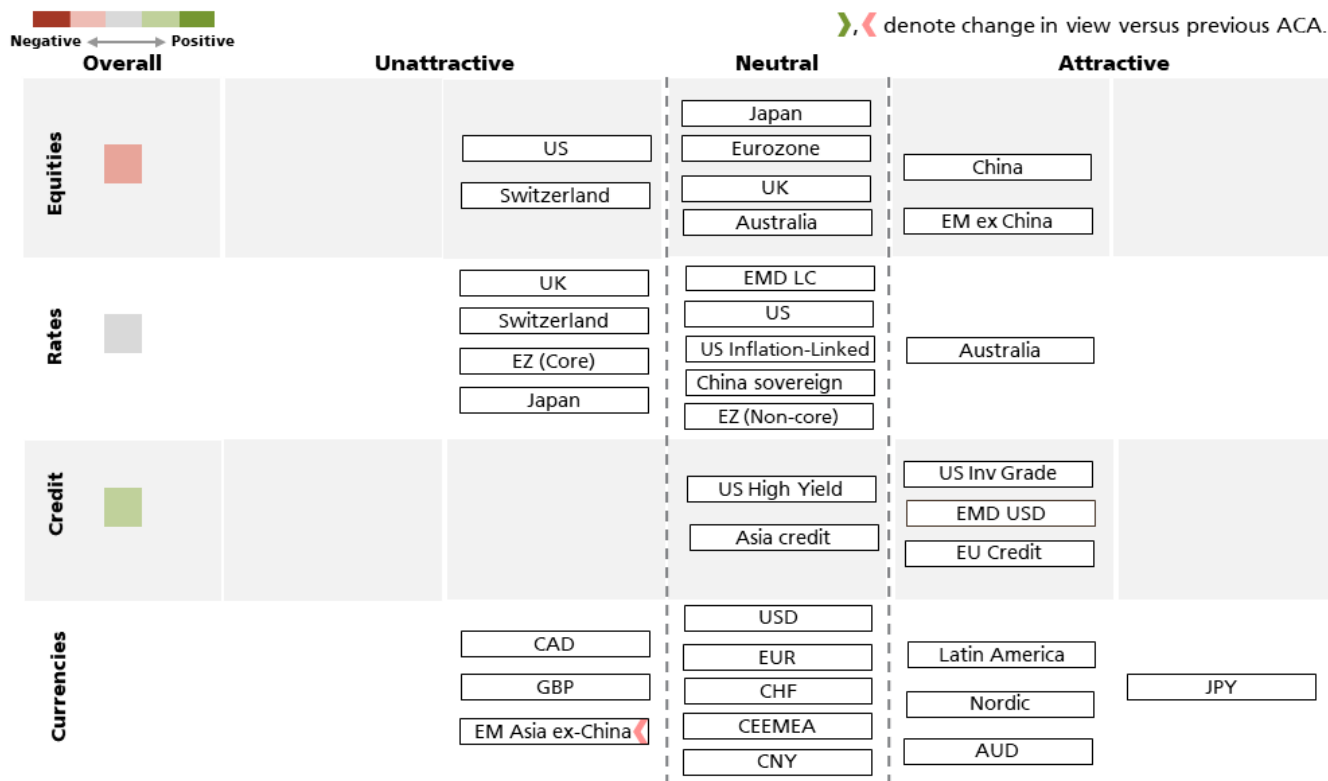
We believe 2023 marks China's return to being a leader rather than laggard in economic growth. This dynamic, in our view, will prove a more potent catalyst for markets than recent geopolitical disputes or the ultimate peak for the Federal Reserve's policy rate.

We do not expect US activity and inflation data to be so strong as to provoke a return to 2022 in rates and foreign exchange markets, where expectations for the Fed's policy rate – and the US dollar vs. other currencies – trended persistently higher. The next leg of the mini reacceleration in global activity will be driven by China – and benefit the assets most sensitive to its economic rebound.

The China growth story, coupled with clear evidence that developed market economies will avoid recession for at least the first half of the year, is key to our preference for cyclical assets, for example: emerging market equities over US stocks, sectors like energy and financials, and value stocks over growth.

Asset class attractiveness (ACA)

The chart below shows the views of our Asset Allocation team on overall asset class attractiveness as of February 28, 2023. The colored squares on the left provide our overall signal for global equities, rates, and credit. The rest of the ratings pertain to the relative attractiveness of certain regions within the asset classes of equities, rates, credit and currencies. Because the ACA does not include all asset classes, the net overall signal may be somewhat negative or positive.



Source: UBS Asset Management Investment Solutions Macro Asset Allocation Strategy team as of February 28, 2023. Views, provided on the basis of a 3-12 month investment horizon, are not necessarily reflective of actual portfolio positioning and are subject to change.



Asset Class	Overall/ relative signal	UBS Asset Management's viewpoint
Global Equities	■	<ul style="list-style-type: none"> – In our view, the risk-reward proposition for global equities at an index level is not particularly attractive. Stocks remain expensive vs. bonds based on the equity risk premium, and we believe earnings estimates are biased lower from here. – Importantly, US stocks still account for nearly 60% of global equities, and are richly valued while also displaying negative earnings revisions. – We are more optimistic on global economic activity than consensus for 2023, but there are better ways to express this view than through equities at the index level. We prefer regions where both monetary and fiscal policy are still highly accommodative, like China, as well as sectors such as energy and financials.
US Equities	■	<ul style="list-style-type: none"> – US stocks have been relatively expensive for a long time, but this valuation premium was justified by superior profit growth. – Recent earnings revisions are worse for US stocks than for global equities. US stocks are particularly vulnerable to a de-rating vs. global equities given this catalyst of earnings outperformance shifting to underperformance. – US equities are also more acyclical and would likely fare poorly vs. global equities if global economic activity surprises to the upside as we expect.
Ex-US Developed market Equities	■	<ul style="list-style-type: none"> – Non-US developed market equities are attractively valued but also highly cyclical. There is a lot of variation between DM equity markets based on differing domestic policy stances and degrees of vulnerability to external headwinds. – We have high conviction that the yen will appreciate, which diminishes the attractiveness of Japanese stocks in local currency terms. Equities are buoyed by strong domestic fiscal support, which may be reinforced by surprising strength in real activity globally if our optimistic economic view comes to pass. – Success in securing natural gas and a mild winter reduced left-tail outcomes for European equities. However, the ECB is committed to bringing policy rates well into restrictive territory amid a soft patch in activity, which should limit how much valuations can improve or how strongly Europe's economy can rebound.
Emerging Markets (EM) Equities (ex-China)	■	<ul style="list-style-type: none"> – While China's reopening is primarily a story of recovering domestic consumption, we believe it will still produce positive, but measured, spillovers for its trading partners as well as commodities. – Broadly speaking, EM equities have both de-rated and have seen a larger total drawdown in earnings estimates than DM equities. This limits the scope for relative underperformance vs. global equities going forward, in our view.
China Equities	■	<ul style="list-style-type: none"> – Chinese policy has moved in a pro-growth direction with the abandonment of zero-COVID-19 measures, more support for the property sector, and the end of the regulatory campaign against internet platform companies. These shifts bolster our conviction that economic activity and earnings will improve meaningfully from 2022 to 2023. – Traffic and travel metrics suggest a durable, comprehensive opening is well underway. Markets have frequently underestimated the strength of a country's economic rebound once mobility restrictions are removed. – We are closely monitoring geopolitical tensions between the US and China, particularly related to the latter's relationship with Russia, as these carry left-tail risks to both operating performance and valuations.
Global Duration	■	<ul style="list-style-type: none"> – Long-term bond yields should be rangebound as robust labor market data and resilient economies square up against the fact that central bank tightening cycles are well advanced and that the risk of an eventual recession has not gone away. – Central banks' commitment to tightening – albeit at a slower pace – and reluctance to reverse course should keep yield curves relatively flat.



Asset Class	Overall/ relative signal	UBS Asset Management's viewpoint
US Bonds	■	<ul style="list-style-type: none"> – US Treasuries remain the world's preeminent safe haven asset. The Federal Reserve is close to getting rates to a sufficiently restrictive territory and plans to keep policy quite tight until services sector inflation, which is linked to the labor market, decelerates meaningfully. – The enduring strength of the domestic jobs market is the critical US-centric upside risk to yields. The lack of softening across many labor market metrics despite aggressive tightening may keep the Fed on track to keep interest rates higher for longer, especially in light of the recent re-acceleration in economic activity.
Ex-US Developed-market Bonds	■	<ul style="list-style-type: none"> – The European Central Bank is preparing to start quantitative tightening in March while telegraphing a terminal policy rate above 3%. Monetary policymakers have signaled that another 50 basis point hike will also be delivered in March, and we suspect they may be more cautious about proceeding with additional tightening thereafter. – The Bank of England's apparent reluctance to deliver too much more policy tightening despite high wage growth and inflation is raising the probability that inflation expectations will move structurally higher. The Sunak government has outlined a spending plan that involves some fiscal consolidation, but much of this is back-loaded. – The Bank of Japan's recent expansion of its yield curve control range is a meaningful step towards a monetary tightening campaign in light of more entrenched inflationary pressures, in our view. We believe the new governor is likely to adjust policy further
US Investment Grade (IG) Corporate Debt	■	<ul style="list-style-type: none"> – US IG all-in yields have become much more attractive given the rise in risk-free rates as well as widening spreads. We believe shorter-maturity IG debt is particularly attractive given the flat corporate curve and substantial income opportunity. This is consistent with our view that the economy will remain resilient in the near term.
US HY Corporate Debt	■	<ul style="list-style-type: none"> – High yield spreads have widened materially from their mid-2021 lows, but are still quite narrow in the context of growth risks. While we are optimistic on the economy, we do not think investors are adequately compensated for downside risks to justify an overweight.
Emerging Markets Debt		<ul style="list-style-type: none"> – We have a positive view on emerging market dollar-denominated bonds due to the carry opportunity, falling interest rate volatility, and low default rates.
US dollar	■	
Local currency	■	<ul style="list-style-type: none"> – A more positive carry backdrop for EM local bonds following rate hikes delivered well before developed-market central banks has increased the resilience of this asset class even in the face of aggressive global tightening.
China Sovereign	■	<ul style="list-style-type: none"> – Chinese bonds have been moving from a high yielder among major economies to a low yielder, diminishing the attractiveness of government bonds somewhat. – However, the appeal of Chinese government bonds is bolstered by their defensive characteristics, which are not shared by much of the EM universe, as well as their low beta to global bond indices.
Currency		<ul style="list-style-type: none"> – We believe the recent move higher in the US dollar is a countertrend rally, and not a return to its 2022 peak. We have transitioned to an environment in which the USD is rangebound to lower, in our view. The catalysts for sustained USD depreciation (Fed tightening cycle over, fading energy pressures on Europe, and an end to China's zero-COVID-19 policy) are increasingly taking shape, though the first one has been undermined by the strength of US activity and inflation data in early 2023. The Japanese yen is our most preferred currency given cheap valuations, BoJ tightening, and hedging properties. Some EMFX, like the Mexican peso, are poised to outperform select G10 FX like the British pound and New Zealand dollar given attractive carry.

Source: UBS Asset Management. As of February 28, 2023. Views, provided on the basis of a 3-12 month investment horizon, are not necessarily reflective of actual portfolio positioning and are subject to change.

For marketing and information purposes by UBS. For global professional / qualified / institutional clients and investors and US retail clients and investors.

This document does not replace portfolio and fund-specific materials. Commentary is at a macro or strategy level and is not with reference to any registered or other mutual fund.

Americas

The views expressed are a general guide to the views of UBS Asset Management as of March 2023. The information contained herein should not be considered a recommendation to purchase or sell securities or any particular strategy or fund. Commentary is at a macro level and is not with reference to any investment strategy, product or fund offered by UBS Asset Management. The information contained herein does not constitute investment research, has not been prepared in line with the requirements of any jurisdiction designed to promote the independence of investment research and is not subject to any prohibition on dealing ahead of the dissemination of investment research. The information and opinions contained in this document have been compiled or arrived at based upon information obtained from sources believed to be reliable and in good faith. All such information and opinions are subject to change without notice. Care has been taken to ensure its accuracy but no responsibility is accepted for any errors or omissions herein. A number of the comments in this document are based on current expectations and are considered "forward-looking statements." Actual future results, however, may prove to be different from expectations. The opinions expressed are a reflection of UBS Asset Management's best judgment at the time this document was compiled, and any obligation to update or alter forward-looking statements as a result of new information, future events or otherwise is disclaimed. Furthermore, these views are not intended to predict or guarantee the future performance of any individual security, asset class or market generally, nor are they intended to predict the future performance of any UBS Asset Management account, portfolio or fund.

EMEA

The information and opinions contained in this document have been compiled or arrived at based upon information obtained from sources believed to be reliable and in good faith, but is not guaranteed as being accurate, nor is it a complete statement or summary of the securities, markets or developments referred to in the document. UBS AG and / or other members of the UBS Group may have a position in and may make a purchase and / or sale of any of the securities or other financial instruments mentioned in this document. Before investing in a product please read the latest prospectus carefully and thoroughly. Units of UBS funds mentioned herein may not be eligible for sale in all jurisdictions or to certain categories of investors and may not be offered, sold or delivered in the United States. The information mentioned herein is not intended to be construed as a solicitation or an offer to buy or sell any securities or related financial instruments. Past performance is not a reliable indicator of future results. The performance shown does not take account of any commissions and costs charged when subscribing to and redeeming units. Commissions and costs have a negative impact on performance. If the currency of a financial product or financial service is different from your reference currency, the return can increase or decrease as a result of currency fluctuations. This information pays no regard to the specific or future investment objectives, financial or tax situation or particular needs of any specific recipient. The details and opinions contained in this document are provided by UBS without any guarantee or warranty and are for the recipient's personal use and information purposes only. This document may not be reproduced, redistributed or republished for any purpose without the written permission of UBS AG. This document contains statements that constitute "forward-looking statements", including, but not limited to, statements relating to our future business development. While these forward-looking statements represent our judgments and future expectations concerning the development of our business, a number of risks, uncertainties and other important factors could cause actual developments and results to differ materially from our expectations.

UK

Issued in the UK by UBS Asset Management (UK) Ltd. Authorised and regulated by the Financial Conduct Authority.

APAC

This document and its contents have not been reviewed by, delivered to or registered with any regulatory or other relevant authority in APAC. This document is for informational purposes and should not be construed as an offer or invitation to the public, direct or indirect, to buy or sell securities. This document is intended for limited distribution and only to the extent permitted under applicable laws in your jurisdiction. No representations are made with respect to the eligibility of any recipients of this document to acquire interests in securities under the laws of your jurisdiction. Using, copying, redistributing or republishing any part of this document without prior written permission from UBS Asset Management is prohibited. Any statements made regarding investment performance objectives, risk and/or return targets shall not constitute a representation or warranty that such objectives or expectations will be achieved or risks are fully disclosed. The information and opinions contained in this document is based upon information obtained from sources believed to be reliable and in good faith but no responsibility is accepted for any misrepresentation, errors or omissions. All such information and opinions are subject to change without notice. A number of comments in this document are based on current expectations and are considered "forward-looking statements". Actual future results may prove to be different from expectations and any unforeseen risk or event may arise in the future. The opinions expressed are a reflection of UBS Asset Management's judgment at the time this document is compiled and any obligation to update or alter forward-looking statements as a result of new information, future events, or otherwise is disclaimed. You are advised to exercise caution in relation to this document. The information in this document does not constitute advice and does not take into consideration your investment objectives, legal, financial or tax situation or particular needs in any other respect. Investors should be aware that past performance of investment is not necessarily indicative of future performance. Potential for profit is accompanied by possibility of loss. If you are in any doubt about any of the contents of this document, you should obtain independent professional advice.

Australia

This document is provided by UBS Asset Management (Australia) Ltd, ABN 31 003 146 290 and AFS License No. 222605.

China

The securities may not be offered or sold directly or indirectly in the People's Republic of China (the "PRC"). Neither this document or information contained or incorporated by reference herein relating to the securities, which have not been and will not be submitted to or approved/verified by or registered with the China Securities Regulatory Commission ("CSRC") or other relevant governmental authorities in the PRC pursuant to relevant laws and regulations, may be supplied to the public in the PRC or used in connection with any offer for the subscription or sale of the Securities in the PRC. The securities may only be offered or sold to the PRC investors that are authorized to engage in the purchase of Securities of the type being offered or sold. PRC investors are responsible for obtaining all relevant government regulatory approvals/licenses, verification and/or registrations themselves, including, but not limited to, any which may be required from the CSRC, the State Administration of Foreign Exchange and/or the China Banking Regulatory Commission, and complying with all relevant PRC regulations, including, but not limited to, all relevant foreign exchange regulations and/or foreign investment regulations.

Hong Kong

This document and its contents have not been reviewed by any regulatory authority in Hong Kong. No person may issue any invitation, advertisement or other document relating to the Interests whether in Hong Kong or elsewhere, which is directed at, or the contents of which are likely to be accessed or read by, the public in Hong Kong (except if permitted to do so under the securities laws of Hong Kong) other than with respect to the Interests which are or are intended to be disposed of only to persons outside Hong Kong or only to "professional investors" within the meaning of the Securities and Futures Ordinance (Cap. 571) and the Securities and Futures (Professional Investor) Rules made thereunder.

Japan

This document is for informational purposes only and is not intended as an offer or a solicitation to buy or sell any specific financial products, or to provide any investment advisory/management services.

Korea

The securities may not be offered, sold and delivered directly or indirectly, or offered or sold to any person for re-offering or resale, directly or indirectly, in Korea or to any resident of Korea except pursuant to the applicable laws and regulations of Korea, including the Capital Market and Financial Investment Business Act and the Foreign Exchange Transaction Law of Korea, the presidential decrees and regulations thereunder and any other applicable laws, regulations or rules of Korea. UBS Asset Management has not been registered with the Financial Services Commission of Korea for a public offering in Korea nor has it been registered with the Financial Services Commission for distribution to non-qualified investors in Korea.

Malaysia

This document is sent to you, at your request, merely for information purposes only. No invitation or offer to subscribe or purchase securities is made by UBS Asset Management as the prior approval of the Securities Commission of Malaysia or other regulatory authorities of Malaysia have not been obtained. No prospectus has or will be filed or registered with the Securities Commission of Malaysia.

Singapore

This document has not been registered with the Monetary Authority of Singapore pursuant to the exemption under Section 304 of the SFA. Accordingly, this document may not be circulated or distributed, nor may the Securities be offered or sold, whether directly or indirectly, to any person in Singapore other than (i) to an institutional investor pursuant to Section 304 of the SFA.

Taiwan

This document and its contents have not been reviewed by, delivered to or registered with any regulatory or other relevant authority in the Republic of China (R.O.C.). This document is for informational purposes and should not be construed as an offer or invitation to the public, direct or indirect, to buy or sell securities. This document is intended for limited distribution and only to the extent permitted under applicable laws in the Republic of China (R.O.C.). No representations are made with respect to the eligibility of any recipients of this document to acquire interests in securities under the laws of the Republic of China (R.O.C.).

Source for all data and charts (if not indicated otherwise):
UBS Asset Management.



www.ubs.com/am-linkedin

© UBS 2023. The key symbol and UBS are among the registered and unregistered trademarks of UBS. All rights reserved.
www.ubs.com/am

