

# Macro Monthly

For global professional / qualified / institutional clients and investors and US retail clients and investors. For marketing purposes.

UBS Asset Management | Economic insights and asset class attractiveness

June 2021



**Evan Brown**  
Head of Multi-Asset Strategy  
Investment Solutions



**Luke Kawa**  
Director  
Investment Solutions

## Navigating the return of inflation risk

### Highlights

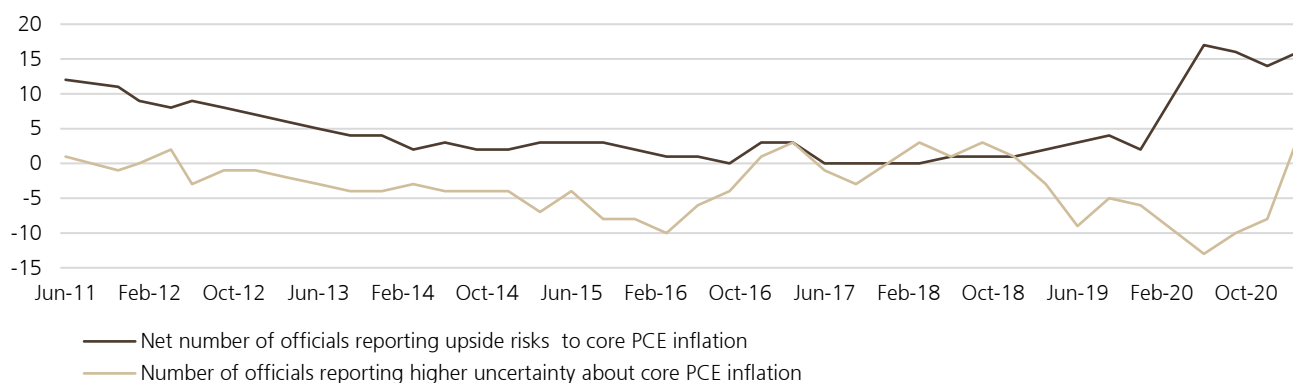
- Inflation risks are tilted to the upside for the first time in at least a decade.
- We believe this changing balance of risks should prompt a rotation of flows away from growth stocks and other high duration assets and towards beneficiaries of firmer economic activity and price pressures.
- We continue to prefer procyclical relative value positions in earlier-cycle European, Japanese, and value stocks, and more recently EM ex-China equities. Yield curves should steepen, led by rising longer-term yields, while the US dollar weakens.
- Considerable uncertainty as to the persistence of inflation will remain in place through year end. This will add to its longevity as a market catalyst and spark bouts of cross-asset volatility over the coming months.
- The evolution of price pressures this year will not jeopardize the Federal Reserve's patient, structurally dovish reaction function on rates.

The expansion following the financial crisis was a Goldilocks environment for markets, with growth and inflation neither running too hot nor cold. Early on in this cycle, the outlook for those key macro variables is both higher and more uncertain.

For the first time in at least a decade, the balance of risks for inflation is tilted more to the upside than downside. In our view, appropriate risk management entails that investors need to act and adjust portfolios to account for a potential fundamental change in the landscape – even if they believe those price pressures ultimately prove to be temporary. The key point is that markets will need to trade this shift in the risk distribution now, regardless of what inflation ends up being in a year or two.

We believe this should catalyze flows away from long-duration assets like growth stocks and sovereign bonds in favor of assets that benefit from higher nominal growth. As such, we expect the dollar to continue to weaken, particularly against high-beta emerging market currencies, developed market bond yields to rise as curves steepen, and procyclical relative value positions in European, Japanese, EM ex-China, and value stocks to outperform. We are positioned for both growth and inflation to be cyclically stronger during this expansion than the prior one, but do not expect the type of upward spiral in inflation that would serve as a sustained headwind to risk assets. That being said, inflation's ascension as a threat to certain portions of the equity market is one reason why we have moderated our overall risk asset exposure.

**Exhibit 1: The Fed views inflation risks as tilted to the upside and uncertain**



Source: UBS Asset Management, Federal Reserve, Bloomberg. Data as of 31 March 2021.

**Short-, medium-, and long-term inflation dynamics**

The case for inflation demands investors’ attention because it involves many layers that may unfold over different time horizons.

Base effects, shortages in certain goods, and a rebound in items linked to economic reopening are adding to readings of annual inflation now. A potential burst of pent-up demand may soon amplify inflation more broadly in services sectors, as well. Energy costs could continue to rise as vaccinations allow for increased mobility and, in turn, demand for gasoline. We expect broad measures of the annual rate of US inflation to peak in the second quarter. But there is considerable uncertainty surrounding how much and how quickly these pressures will fade, especially in light of this unprecedented economic freeze and thaw.

Other potential drivers of inflation could have longer-lasting effects, like supply shortages in industrial metals that cannot be quickly resolved. More crucially, monetary and fiscal policy that is structurally more supportive of growth and fostering superior labor market outcomes relative to past cycles could spur cyclical, and perhaps even structural, price pressures.

This multi-faceted case for inflation must be respected, particularly as this phenomenon is relatively foreign to a

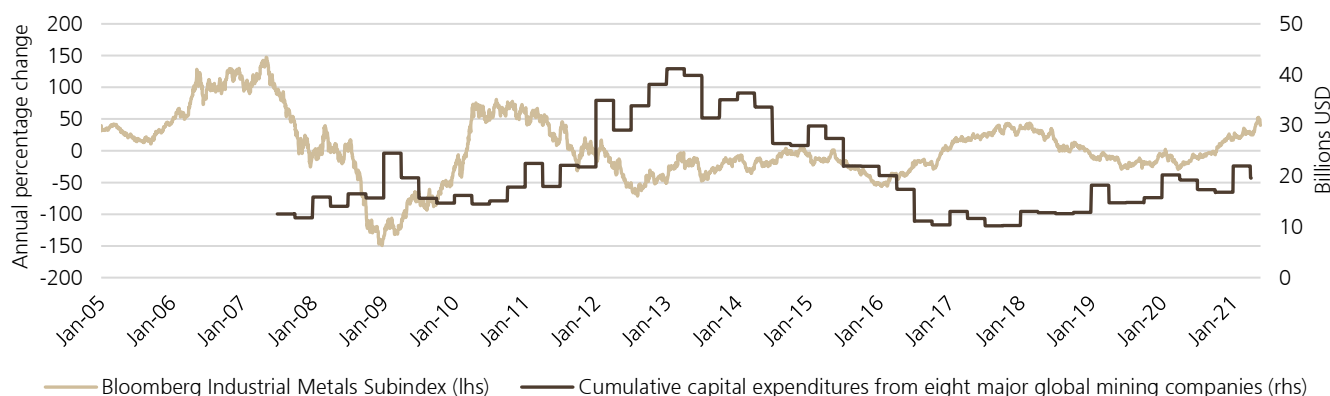
generation of investors. But so too should the powerful structural forces that have kept price pressures subdued across advanced economies through those decades be acknowledged – aging demographics, technological innovation, and globally integrated product and labor markets.

**Transitory, or persistent?**

By the end of 2021, the state of inflationary pressures is likely to be in the eye of the beholder – depending on the measure being referenced – and these differences in perspectives will have consequences for financial markets.

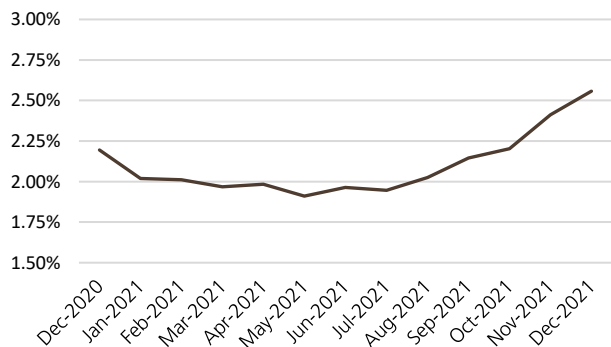
We expect a substantial gap between the rate of headline CPI inflation and core PCE inflation to linger well into 2022 because of differences in the composition of these indexes. Shelter costs, which have a much higher weighting in CPI compared to PCE, are poised to steadily accelerate as the lagged effects of the increase in new rental prices filters into the existing stock. Energy prices, absent material declines, should contribute to put considerable upward pressure on CPI through year end. Elsewhere, some items will likely show an ebbing of inflationary pressures as prices normalize to pre-pandemic levels, consumption rebalances from goods to services, and base effects contributing to stronger annual inflation drop out of the readings.

**Exhibit 2: Period of underinvestment may fuel sustained price gains in metals**



Source: UBS Asset Management, Bloomberg. Data as of 21 May 2021

**Exhibit 3: US housing inflation poised to accelerate, which will contribute more to CPI than PCE**



Source: UBS Investment Bank. Data as of 31 March, 2021. Data after April 2021 are forecasts from UBS Investment Bank.

This deceleration in inflationary pressures will be most evident in the core PCE price index, because of the aforementioned lower weighting towards shelter. PCE is the Fed’s preferred gauge of price pressures, with the core number (excluding the more volatile energy and food prices) utilized to assess the underlying trend. By the fourth quarter, the downward trend in core PCE is likely to be sufficient corroboration for the central bank’s view that this bout of above-target inflation is transitory.

The Federal Reserve is aiming to look through inflationary pressures that are not clearly linked to a tightening labor market. One part of the central bank’s dual mandate – maximum employment – is being viewed as a necessary prerequisite to sustainably attaining the other – price stability – on a sustained basis.

In our view, an enduring, meaningful discrepancy between the measures that investors and the Federal Reserve use to evaluate price pressures will have market ramifications. Primarily, the central bank’s tolerance of inflation will prompt market participants to attach more weight to scenarios in which price pressures run hotter on a cyclical basis, as well as tail scenarios involving the perception that the Federal Reserve has fallen dangerously behind the curve. This could cause

supporting curve steepeners (a rise in the spread between long-term and short-term yields) and underweight positions in global duration. If those tail scenarios creep more towards becoming part of base case outcomes, this would likely involve a significant steepening of the yield curve that sparks equity volatility as well.

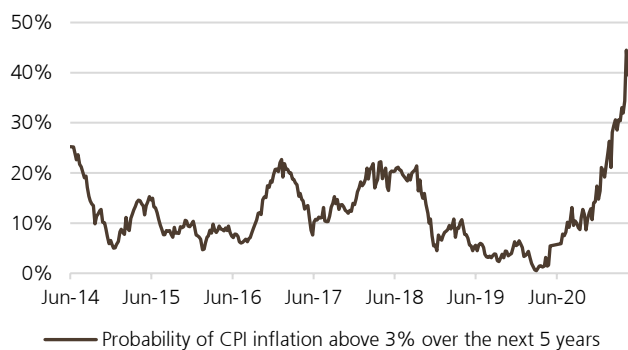
**Why inflation alone won’t spark a Fed about-face**

In our view, it would take a combination of many factors to get the Federal Reserve to reevaluate the prudence of its current framework during 2021. Context is key: core PCE inflation, the Fed’s preferred guide of underlying inflationary pressures, averaged 1.6% during the last cycle, and officials are aiming to make up for some of this prior shortfall in inflation relative to target. Shorter-term, annualized measures of trimmed and median inflation compiled by regional Fed branches would need to show persistence in core PCE price pressures through the fourth quarter. Survey measures of long-term inflation expectations from professional forecasters would need to be at risk of becoming unanchored to the upside. Perhaps most importantly, labor supply would need to remain a constraint on activity even in the midst of robust wage increases and a full, durable economic reopening. Combined, these three factors could provide a feedback loop for wage inflation to translate into consumer price inflation on an enduring basis.

However, this would likely force the Federal Reserve to accept a definition of maximum employment that would be below what prevailed in early 2020 across many measures, which the central bank seems extremely reluctant to do. The Federal Reserve’s desire to test the boundaries of what constitutes maximum employment predates the COVID-19 downturn, and is informed by years of consultations with community and business leaders. The central bank believes maintaining accommodative monetary policy allows for an improving labor market to benefit historically disadvantaged groups.

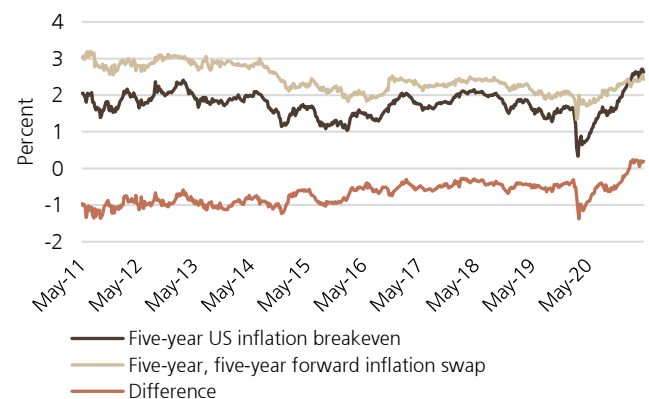
Other central banks, particularly those in emerging markets, do not share this reaction function and are not exercising the same discretion on inflation. In places like Brazil and Russia, monetary accommodation is already being withdrawn, with a

**Exhibit 4: Probability of CPI inflation above 3% over the next five years**



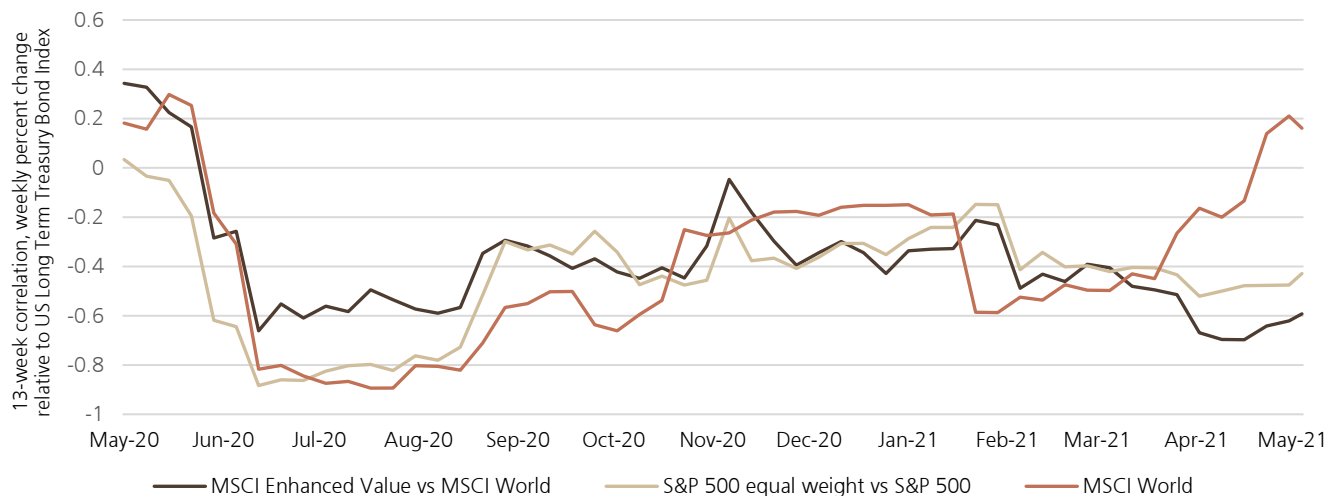
Source: UBS Investment Bank. Data as of 19 May 2021. Data after April 2021 are forecasts from UBS Investment Bank.

**Exhibit 5: Markets pricing cyclical, not structural inflation pressures**



Source: UBS Asset Management, Bloomberg. Data as of 21 May, 2021.

**Exhibit 6: Bonds are still hedging procyclical equity risk**



Source: UBS-AM, Bloomberg. Data as of 31 March 2021.

signal of further tightening to come. This, in concert with resilient commodity prices, should continue to support emerging market currencies. By contrast, the Federal Reserve’s patience should keep real yields well-contained, which would weigh on the US dollar.

**Fixed income implications**

The cyclical increase in inflation and inflation risk informs our underweight positioning in developed market sovereign bonds.

Recently, the typically negative correlation between longer-term US Treasuries and global equities has flipped positive. Indeed, government bonds do not offer good protection to the risks that a higher inflation regime would pose to certain segments of the equity market. In particular, secular growth companies in the US and China, which command large weightings in global equity benchmarks, could be challenged.

Nonetheless, safe sovereign bonds can still play an important diversifying role in portfolios by protecting against downside in procyclical, relative value positions. The correlations between long-term US bond indexes and S&P 500 equal weight vs. the S&P 500, as well as value stocks compared to the MSCI World (two of our preferred equity trades) have remained reliably negative in 2021.

**Conclusion**

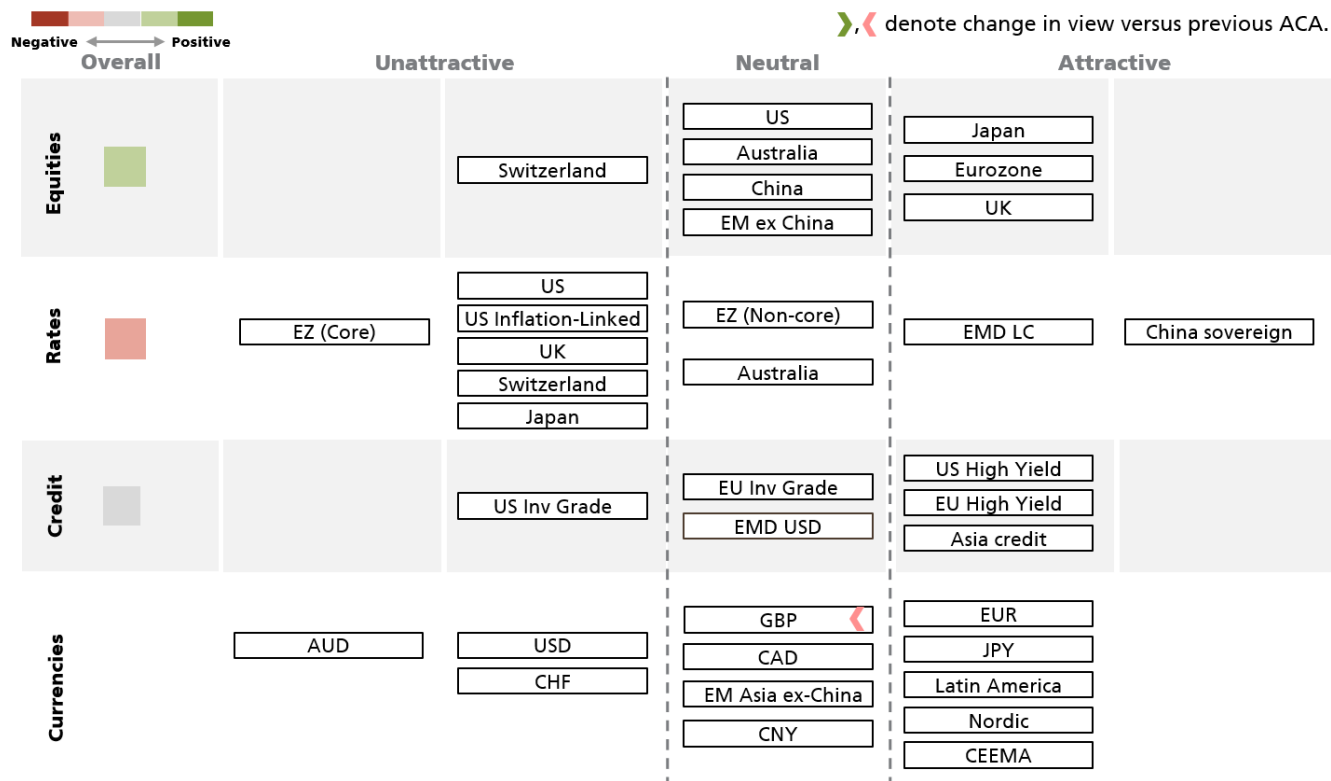
We are embracing the brighter outlook for underlying inflationary pressures as a signal of a more robust global growth backdrop. This force has returned to the forefront of the market’s psyche. That informs how we prefer to take risk: in procyclical relative value equity trades and emerging market currencies.

That being said, we are cognizant that even as the case for inflation is many-sided, the purest expressions of inflation risk, as well as market perceptions, are much more volatile. In large part, these are driven by oil prices, which are vulnerable to be whipsawed by geopolitical developments and discretionary decisions made by large producers that can quickly upend supply/demand dynamics.

For now, the mere reemergence of inflation risk is the more pressing consideration for investors, not what inflation will be one or two years down the road. Even so, we will continue to monitor the evolution of underlying drivers of inflation that can prove more enduring: structurally higher fiscal support, faster rises in labor compensation, and supply shortages that will take considerable time to resolve. In short, the inflation debate is unlikely to be settled any time soon, contributing to a choppier environment for global risk assets as a whole, and better opportunities in relative value.

### Asset class attractiveness (ACA)

The chart below shows the views of our Asset Allocation team on overall asset class attractiveness, as well as the relative attractiveness within equities, fixed income and currencies, as of 25 May 2021.



Source: UBS Asset Management Investment Solutions Macro Asset Allocation Strategy team as at 25 May 2021. Views, provided on the basis of a 3-12 month investment horizon, are not necessarily reflective of actual portfolio positioning and are subject to change.



Asset Class	Overall signal	UBS Asset Management's viewpoint
<b>Global Equities</b>	■	<ul style="list-style-type: none"> <li>– Our outlook for stocks over the next 12 months remains positive. The economic recovery is likely to continue this year on the back of additional global fiscal stimulus, still accommodative financial conditions, and progress on the broad administration of effective COVID-19 vaccines. However, we believe much of the equity market returns in 2021 have been front-loaded, particularly in the US.</li> <li>– The global economic recovery to date has been stronger than expected, which we believe is not fully reflected in the performance of more economically-sensitive segments of the equity market. Given the magnitude of the equity rally in recent months, we see more upside in relative value opportunities that offer attractively priced exposure to the turn in global growth compared to beta exposures.</li> </ul>
<b>US Equities</b>	■	<ul style="list-style-type: none"> <li>– US equities continue to command premium valuations. The sectoral composition drives this dynamic, with a higher weighting towards acyclical defensive technology than other bourses. This characteristic may not prove a boon in the event that investors aim to boost cyclical exposure. Accordingly, we prefer US equal weight to market cap indexes.</li> <li>– Continued strong earnings, robust balance sheets, and unprecedented support from the Federal Reserve should continue to support US equities, but fiscal/tax policy risks are becoming more two-sided.</li> </ul>
<b>Ex-US Developed market Equities</b>	■	<ul style="list-style-type: none"> <li>– Non-US developed market equities are attractively valued and have significant exposure to the global economic recovery.</li> <li>– Negative COVID-19 and vaccination developments in Europe are well-reflected in asset prices, and now have the scope to positively surprise.</li> <li>– Japanese stocks are attractively valued and have improving corporate fundamentals, with the domestic economy buoyed by substantial fiscal stimulus.</li> <li>– The new US administration's policy priorities should remove some of the lingering US protectionism discount embedded in international risk assets, while substantial US fiscal stimulus also has positive spillovers abroad.</li> </ul>
<b>Emerging Markets (EM) Equities (ex-China)</b>	■	<ul style="list-style-type: none"> <li>– Robust growth in China even as stimulus ebbs, one of our macroeconomic themes, is a positive for the asset class, particularly for countries with the tightest economic and financial linkages. Resilience in industrial metals on the heels of a strong rally is another leading indicator that points to a solid foundation for real activity.</li> <li>– However, EM equities face near-term challenges that include a narrowing in market breadth and negative turn in forward earnings growth relative to DM.</li> </ul>
<b>China Equities</b>	■	<ul style="list-style-type: none"> <li>– We expect continued gains in Chinese equities so long as there is no abrupt withdrawal of accommodation, but prefer international equities where the recoveries are less mature.</li> <li>– Policy actions designed to limit the power of major internet companies may linger as a headwind for this important pocket of the equity market.</li> <li>– The well-telegraphed deceleration in China's credit impulse warrants close watching, as it constitutes a key downside risks to commodity prices and procyclical positions across asset classes.</li> <li>– The new US administration will be more predictable in its relations with China, while continuing the process of economic decoupling in areas of strategic importance.</li> </ul>
<b>Global Duration</b>	■	<ul style="list-style-type: none"> <li>– The belly and long end of sovereign curves are serving as release valves for any signs of economic optimism as central bank commitments to keep policy rates low remain credible. We expect both increases in real rates and market-based measures of inflation compensation to contribute to further increases in yields.</li> <li>– This patient stance from central banks should help inflation risk premia build at longer maturities over time.</li> <li>– On a tactical basis, we see more upside in other developed market sovereign bond yields outside the US.</li> <li>– Nonetheless, sovereign fixed income continues to play an important diversifying role in portfolio construction.</li> </ul>



Asset Class	Overall signal	UBS Asset Management's viewpoint
<b>US Bonds</b>	■	<ul style="list-style-type: none"> <li>– US Treasuries remain the world's preeminent safe haven and top source of risk-free yield. We expect a continued steepening in the yield curve as the global recovery gains traction. Flexible average inflation targeting may contribute to higher term premia for longer-dated maturities.</li> <li>– The Federal Reserve will likely use enhanced forward guidance on the eventual timing of tapering and/or rate hikes to push back against abrupt rises in yields that tighten financial conditions (particularly through a stronger dollar and wider credit spreads).</li> <li>– Long-term US bonds continue to act as a reliable hedge for procyclical equity trades.</li> </ul>
<b>Ex-US Developed-market Bonds</b>	■	<ul style="list-style-type: none"> <li>– We continue to see developed-market sovereign yields outside the US as unattractive. The Bank of Japan's domination of the Japanese government debt market and success in yield curve control diminishes the use of the asset class outside of relative value positions. The potential for European fiscal integration and solid commitment to supporting economies during the pandemic are factors that may compress periphery spreads, but perhaps at the expense of rising core borrowing costs, as well.</li> </ul>
<b>US Investment Grade (IG) Corporate Debt</b>	■	<ul style="list-style-type: none"> <li>– Spreads have fully retraced thanks to policy support and an improving economic outlook, while all-in borrowing costs are well below pre-pandemic levels. US IG is one of the few sources of quality, positive yield available and therefore a likely recipient of ample global savings. However, the duration risk embedded in high-grade debt as the economy recovers as well as the potential for spread widening should threats to the expansions arise serve as material two-sided risks that weigh on total return expectations for this asset class.</li> </ul>
<b>US High Yield Bonds</b>	■	<ul style="list-style-type: none"> <li>– We expect carry, rather than spread compression, to drive total returns in HY going forward. Coupons available will continue to attract buyers in a low-yield environment.</li> <li>– The asset class is more attractively valued and has less sensitivity to rising interest rates than IG bonds.</li> </ul>
<b>Emerging Markets Debt</b>		<ul style="list-style-type: none"> <li>– We have a neutral view on emerging market dollar-denominated bonds due to the balance of carry opportunity and duration risk.</li> </ul>
US dollar	■	<ul style="list-style-type: none"> <li>– Asian credit is enticingly valued and poised to perform well in environments in which growth expectations improve or plateau, so long as highly adverse economic outcomes fail to materialize.</li> </ul>
Local currency	■	<ul style="list-style-type: none"> <li>– From the perspective of USD-based investors, we expect total returns in EM local bonds will be enhanced by exchange rate movements.</li> </ul>
<b>Chinese Bonds</b>	■	<ul style="list-style-type: none"> <li>– Chinese government bonds have the highest nominal yields among the 10 largest fixed income markets globally as well as defensive properties that are not shared by most of the emerging-market universe. We believe that cooling domestic economic growth and inclusions to global bond market indices should put downward pressure on yields during the next 3-12 months.</li> </ul>
<b>Currency</b>		<ul style="list-style-type: none"> <li>– We have high conviction that the shrinking US yield premium, global turn in activity, and lessening protectionism risk premia herald a sustained turn in what is a still overvalued US dollar. We expect higher-beta EM currencies will outperform against the dollar on global progress towards a return to pre-pandemic norms.</li> <li>– Passing the peak in US economic outperformance is likely to continue to catalyze broad dollar weakness.</li> </ul>

Source: UBS Asset Management. As of 25 May 2021. Views, provided on the basis of a 3-12 month investment horizon, are not necessarily reflective of actual portfolio positioning and are subject to change.

### A comprehensive solutions provider

UBS Asset Management Investment Solutions manages USD \$149.1B billion (as of 31 March 2021). Our 100+ Investment Solutions professionals leverage the depth and breadth of UBS's global investment resources across regions and asset classes to develop solutions that are designed to meet client investment challenges. Investment Solutions' macro-economic and asset allocation views are developed with input from portfolio managers globally and across asset classes.

For more information, contact your UBS Asset Management representative or your financial advisor.

**For marketing and information purposes by UBS. For global professional / qualified / institutional clients and investors and US retail clients and investors.**

This document does not replace portfolio and fund-specific materials. Commentary is at a macro or strategy level and is not with reference to any registered or other mutual fund.

**Americas**

The views expressed are a general guide to the views of UBS Asset Management as of May 2021. The information contained herein should not be considered a recommendation to purchase or sell securities or any particular strategy or fund. Commentary is at a macro level and is not with reference to any investment strategy, product or fund offered by UBS Asset Management. The information contained herein does not constitute investment research, has not been prepared in line with the requirements of any jurisdiction designed to promote the independence of investment research and is not subject to any prohibition on dealing ahead of the dissemination of investment research. The information and opinions contained in this document have been compiled or arrived at based upon information obtained from sources believed to be reliable and in good faith. All such information and opinions are subject to change without notice. Care has been taken to ensure its accuracy but no responsibility is accepted for any errors or omissions herein. A number of the comments in this document are based on current expectations and are considered "forward-looking statements." Actual future results, however, may prove to be different from expectations. The opinions expressed are a reflection of UBS Asset Management's best judgment at the time this document was compiled, and any obligation to update or alter forward-looking statements as a result of new information, future events or otherwise is disclaimed. Furthermore, these views are not intended to predict or guarantee the future performance of any individual security, asset class or market generally, nor are they intended to predict the future performance of any UBS Asset Management account, portfolio or fund.

**EMEA**

The information and opinions contained in this document have been compiled or arrived at based upon information obtained from sources believed to be reliable and in good faith, but is not guaranteed as being accurate, nor is it a complete statement or summary of the securities, markets or developments referred to in the document. UBS AG and / or other members of the UBS Group may have a position in and may make a purchase and / or sale of any of the securities or other financial instruments mentioned in this document. Before investing in a product please read the latest prospectus carefully and thoroughly. Units of UBS funds mentioned herein may not be eligible for sale in all jurisdictions or to certain categories of investors and may not be offered, sold or delivered in the United States. The information mentioned herein is not intended to be construed as a solicitation or an offer to buy or sell any securities or related financial instruments. Past performance is not a reliable indicator of future results. The performance shown does not take account of any commissions and costs charged when subscribing to and redeeming units. Commissions and costs have a negative impact on performance. If the currency of a financial product or financial service is different from your reference currency, the return can increase or decrease as a result of currency fluctuations. This information pays no regard to the specific or future investment objectives, financial or tax situation or particular needs of any specific recipient. The details and opinions contained in this document are provided by UBS without any guarantee or warranty and are for the recipient's personal use and information purposes only. This document may not be reproduced, redistributed or republished for any purpose without the written permission of UBS AG. This document contains statements that constitute "forward-looking statements", including, but not limited to, statements relating to our future business development. While these forward-looking statements represent our judgments and future expectations concerning the development of our business, a number of risks, uncertainties and other important factors could cause actual developments and results to differ materially from our expectations.

**UK**

Issued in the UK by UBS Asset Management (UK) Ltd. Authorised and regulated by the Financial Conduct Authority.

**APAC**

This document and its contents have not been reviewed by, delivered to or registered with any regulatory or other relevant authority in APAC. This document is for informational purposes and should not be construed as an offer or invitation to the public, direct or indirect, to buy or sell securities. This document is intended for limited distribution and only to the extent permitted under applicable laws in your jurisdiction. No representations are made with respect to the eligibility of any recipients of this document to acquire interests in securities under the laws of your jurisdiction. Using, copying, redistributing or republishing any part of this document without prior written permission from UBS Asset Management is prohibited. Any statements made regarding investment performance objectives, risk and/or return targets shall not constitute a representation or warranty that such objectives or expectations will be achieved or risks are fully disclosed. The information and opinions contained in this document is based upon information obtained from sources believed to be reliable and in good faith but no responsibility is accepted for any misrepresentation, errors or omissions. All such information and opinions are subject to change without notice. A number of comments in this document are based on current expectations and are considered "forward-looking statements". Actual future results may prove to be different from expectations and any unforeseen risk or event may arise in the future. The opinions expressed are a reflection of UBS Asset Management's judgment at the time this document is compiled and any obligation to update or alter forward-looking statements as a result of new information, future events, or otherwise is disclaimed. You are advised to exercise caution in relation to this document. The information in this document does not constitute advice and does not take into consideration your investment objectives, legal, financial or tax situation or particular needs in any other respect. Investors should be aware that past performance of investment is not necessarily indicative of future performance. Potential for profit is accompanied by possibility of loss. If you are in any doubt about any of the contents of this document, you should obtain independent professional advice.

**Australia**

This document is provided by UBS Asset Management (Australia) Ltd, ABN 31 003 146 290 and AFS License No. 222605.

**China**

The securities may not be offered or sold directly or indirectly in the People's Republic of China (the "PRC"). Neither this document or information contained or incorporated by reference herein relating to the securities, which have not been and will not be submitted to or approved/verified by or registered with the China Securities Regulatory Commission ("CSRC") or other relevant governmental authorities in the PRC pursuant to relevant laws and regulations, may be supplied to the public in the PRC or used in connection with any offer for the subscription or sale of the Securities in the PRC. The securities may only be offered or sold to the PRC investors that are authorized to engage in the purchase of Securities of the type being offered or sold. PRC investors are responsible for obtaining all relevant government regulatory approvals/licenses, verification and/or registrations themselves, including, but not limited to, any which may be required from the CSRC, the State Administration of Foreign Exchange and/or the China Banking Regulatory Commission, and complying with all relevant PRC regulations, including, but not limited to, all relevant foreign exchange regulations and/or foreign investment regulations.



### **Hong Kong**

This document and its contents have not been reviewed by any regulatory authority in Hong Kong. No person may issue any invitation, advertisement or other document relating to the Interests whether in Hong Kong or elsewhere, which is directed at, or the contents of which are likely to be accessed or read by, the public in Hong Kong (except if permitted to do so under the securities laws of Hong Kong) other than with respect to the Interests which are or are intended to be disposed of only to persons outside Hong Kong or only to "professional investors" within the meaning of the Securities and Futures Ordinance (Cap. 571) and the Securities and Futures (Professional Investor) Rules made thereunder.

### **Japan**

This document is for informational purposes only and is not intended as an offer or a solicitation to buy or sell any specific financial products, or to provide any investment advisory/management services.

### **Korea**

The securities may not be offered, sold and delivered directly or indirectly, or offered or sold to any person for re-offering or resale, directly or indirectly, in Korea or to any resident of Korea except pursuant to the applicable laws and regulations of Korea, including the Capital Market and Financial Investment Business Act and the Foreign Exchange Transaction Law of Korea, the presidential decrees and regulations thereunder and any other applicable laws, regulations or rules of Korea. UBS Asset Management has not been registered with the Financial Services Commission of Korea for a public offering in Korea nor has it been registered with the Financial Services Commission for distribution to non-qualified investors in Korea.

### **Malaysia**

This document is sent to you, at your request, merely for information purposes only. No invitation or offer to subscribe or purchase securities is made by UBS Asset Management as the prior approval of the Securities Commission of Malaysia or other regulatory authorities of Malaysia have not been obtained. No prospectus has or will be filed or registered with the Securities Commission of Malaysia.

### **Singapore**

This document has not been registered with the Monetary Authority of Singapore pursuant to the exemptions under Sections 304 and 305 of the SFA. Accordingly, this document may not be circulated or distributed, nor may the Securities be offered or sold, whether directly or indirectly, to any person in Singapore other than (i) to an institutional investor pursuant to Section 304 of the SFA, (ii) to a relevant person (as defined in Section 305(5) of the SFA) pursuant to Section 305(1), and in accordance with the conditions specified in Section 305 of the SFA, and where applicable, the conditions specified in Regulation 3 of the Securities and Futures (Classes of Investors) Regulations 2018 or (iii) otherwise pursuant to, and in accordance with the conditions of, any other applicable provision of the SFA.

Using, copying, redistributing or republishing any part of this document without prior written permission from UBS Asset Management (Singapore) Ltd. is prohibited. Any statements made regarding investment performance objectives, risk and/or return targets shall not constitute a representation or warranty that such objectives or expectations will be achieved or risks are fully disclosed. The information and opinions contained in this document is based upon information obtained from sources believed to be reliable and in good faith but no responsibility is accepted for any misrepresentation, errors or omissions. All such information and opinions are subject to change without notice. A number of comments in this document are based on current expectations and are considered "forward-looking statements". Actual future results may prove to be different from expectations and any unforeseen risk or event may arise in the future. The opinions expressed are a reflection of UBS Asset Management (Singapore) Ltd's judgment at the time this document is compiled and any obligation to update or alter forward-looking statements as a result of new information, future events, or otherwise is disclaimed.

You are advised to exercise caution in relation to this document. The information in this document does not constitute advice and does not take into consideration your investment objectives, legal, financial or tax situation or particular needs in any other respect. Investors should be aware that past performance of investment is not necessarily indicative of future performance. Potential for profit is accompanied by possibility of loss. If you are in any doubt about any of the contents of this document, you should obtain independent professional advice.

### **Taiwan**

This document and its contents have not been reviewed by, delivered to or registered with any regulatory or other relevant authority in the Republic of China (R.O.C.). This document is for informational purposes and should not be construed as an offer or invitation to the public, direct or indirect, to buy or sell securities. This document is intended for limited distribution and only to the extent permitted under applicable laws in the Republic of China (R.O.C.). No representations are made with respect to the eligibility of any recipients of this document to acquire interests in securities under the laws of the Republic of China (R.O.C.).

Source for all data and charts (if not indicated otherwise):  
UBS Asset Management.



[www.ubs.com/am-linkedin](http://www.ubs.com/am-linkedin)

© UBS 2021. The key symbol and UBS are among the registered and unregistered trademarks of UBS. All rights reserved.

AMMA-6705 05/21

[www.ubs.com/am](http://www.ubs.com/am)

